



Monet



Mix it, Match it, Like it

A comfort flair to enhance pleasant working spaces. Interior-friendly design task chair, "Monet".

Color, Material and Finish truly selectable for the ever evolving behavioral shifts in workstyle. Customizable for whose value lies between design and comfort.



Colorful & Various

Material Types

Choice of backrest in mesh, cushion, or resin weave shell. Ideal for setting scenes of formal and to pleasantly informal scenes.

Colors

Natural tone body colors. Earthy colors for a warm and nature-friendly atmosphere.



Mesh Backrest

Smart and enticing especially when lined in a row, ideal for populated workstations.



Cushion Backrest

The pleasant pleasure of a cushion back, ideal for focus booths where comfort is paramount.



Resin Shell Backrest

A weave pattern shell with an aspect of a cafe-dining chair, for use in office lounges to less formal casual work spaces.



White



Gray



Beige



Black



Re-create & Long life

30,000 Combinations

Remodel to a new look. Replacing parts and components can completely re-design the chair to be used in a new setting. For example, from a private desk setting to an open lounge space, re-create for a fresh look to suit a host of spaces.



The mesh back model's seat cushion are interchangeable, also the lumbar support can be put on or taken off.



The cushion back model and resin shell back model's seat cushion and backrest cover are interchangeable.



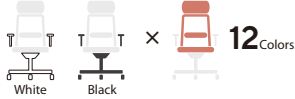
Mesh Backrest

Mono Color

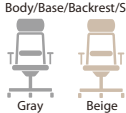
(Backrest mesh/Seat fabric: Same color)*Pre-set conditions apply, see below

Shoulder Support model

White base(body) or Black base(body)-
Color of Backrest mesh/Seat fabric: Choice of 12 colors
Body/Base Backrest/Seat



Gray base(body) or Beige base(body)-
Color of Backrest mesh/Seat fabric: Same as base/body
(i.e. Gray base/body = Light gray mesh/fabric)
Body/Base/Backrest/Seat



*Color of Shoulder/Lumbar support: Same as base/body
(i.e. Beige base/body = Soft beige Shoulder/Lumbar support.)

Adjustable arms



C03-W133W-W0606061

Fixed arms



C03-B113W-B1717171

No arms



C03-G101W-GE2E21

Base color	Body color	Lumbar support	Adjustable arms		Fixed arms		No arms	
			Product Code	Product Code	Product Code	Product Code		
White base	White	○	C03-W133 (W-U)-w B6E6B6 E2E2E2 M6M6M6 1KYK1K Q6Q6Q6 Q4Q4Q4 171717 393939 7E7E7E 9G9G9G 0T0T0T 1S1S1S	1	C03-W113 (W-U)-w B6E6B6 E2E2E2 M6M6M6 1KYK1K Q6Q6Q6 Q4Q4Q4 171717 393939 7E7E7E 9G9G9G 0T0T0T 1S1S1S	1	C03-W103 (W-U)-w B6E6B6 E2E2E2 M6M6M6 1KYK1K Q6Q6Q6 Q4Q4Q4 171717 393939 7E7E7E 9G9G9G 0T0T0T 1S1S1S	1
		×	C03-W131 (W-U)-w B6E6 E2E2 M6M6 1KYK Q6Q6 Q4Q4 T7T7 3939 7E7E 9G9G 0T0T 1S1S	X1	C03-W111 (W-U)-w B6E6 E2E2 M6M6 1KYK Q6Q6 Q4Q4 T7T7 3939 7E7E 9G9G 0T0T 1S1S	X1	C03-W101 (W-U)-w B6E6 E2E2 M6M6 1KYK Q6Q6 Q4Q4 T7T7 3939 7E7E 9G9G 0T0T 1S1S	X1
Black base	Black	○	C03-B133 (W-U)-B B6E6B6 E2E2E2 M6M6M6 1KYK1K Q6Q6Q6 Q4Q4Q4 171717 393939 7E7E7E 9G9G9G 0T0T0T 1S1S1S	1	C03-B113 (W-U)-B B6E6B6 E2E2E2 M6M6M6 1KYK1K Q6Q6Q6 Q4Q4Q4 171717 393939 7E7E7E 9G9G9G 0T0T0T 1S1S1S	1	C03-B103 (W-U)-B B6E6B6 E2E2E2 M6M6M6 1KYK1K Q6Q6Q6 Q4Q4Q4 171717 393939 7E7E7E 9G9G9G 0T0T0T 1S1S1S	1
		×	C03-B131 (W-U)-B B6E6 E2E2 M6M6 1KYK Q6Q6 Q4Q4 T7T7 3939 7E7E 9G9G 0T0T 1S1S	X1	C03-B111 (W-U)-B B6E6 E2E2 M6M6 1KYK Q6Q6 Q4Q4 T7T7 3939 7E7E 9G9G 0T0T 1S1S	X1	C03-B101 (W-U)-B B6E6 E2E2 M6M6 1KYK Q6Q6 Q4Q4 T7T7 3939 7E7E 9G9G 0T0T 1S1S	X1
Gray base	Gray	○	—	—	C03-G113 (W-U)-GE2E2E21	—	C03-G103 (W-U)-GE2E2E21	—
Beige base	Beige	○	—	—	C03-G111 (W-U)-GE2E2X1	—	C03-G101 (W-U)-GE2E2X1	—
		×	—	—	C03-Z113 (W-U)-Z1KYK1K1	—	C03-Z103 (W-U)-Z1KYK1K1	—
			—	—	C03-Z111 (W-U)-Z1KYKX1	—	C03-Z101 (W-U)-Z1KYKX1	—

Mesh Standard model

White base(body) or Black base(body)-
Color of Backrest mesh/Seat fabric: Choice of 12 colors
Body/Base Backrest/Seat



Gray base(body) or Beige base(body)-
Color of Backrest mesh/Seat fabric: Same as base/body
(i.e. Gray base/body = Light gray mesh/fabric)
Body/Base/Backrest/Seat



*Color of Lumbar support: Same as base/body
(i.e. Beige base/body = Soft beige (fabric) Lumbar support)

Adjustable arms



C03-W132W-W0707071

Fixed arms



C03-B110W-BM6M6X1

No arms

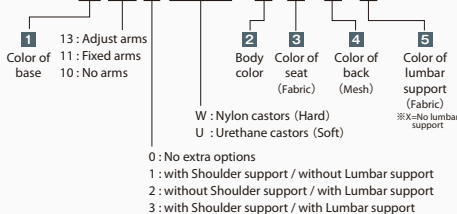


C03-Z100W-Z1KYKX1

Base color	Body color	Lumbar support	Adjustable arms		Fixed arms		No arms	
			Product Code	Product Code	Product Code	Product Code		
White base	White	○	C03-W132 (W-U)-w B6E6B6 E2E2E2 M6M6M6 1KYK1K Q6Q6Q6 Q4Q4Q4 171717 393939 7E7E7E 9G9G9G 0T0T0T 1S1S1S	1	C03-W112 (W-U)-w B6E6B6 E2E2E2 M6M6M6 1KYK1K Q6Q6Q6 Q4Q4Q4 171717 393939 7E7E7E 9G9G9G 0T0T0T 1S1S1S	1	C03-W102 (W-U)-w B6E6B6 E2E2E2 M6M6M6 1KYK1K Q6Q6Q6 Q4Q4Q4 171717 393939 7E7E7E 9G9G9G 0T0T0T 1S1S1S	1
		×	C03-W130 (W-U)-w B6E6 E2E2 M6M6 1KYK Q6Q6 Q4Q4 T7T7 3939 7E7E 9G9G 0T0T 1S1S	X1	C03-W110 (W-U)-w B6E6 E2E2 M6M6 1KYK Q6Q6 Q4Q4 T7T7 3939 7E7E 9G9G 0T0T 1S1S	X1	C03-W100 (W-U)-w B6E6 E2E2 M6M6 1KYK Q6Q6 Q4Q4 T7T7 3939 7E7E 9G9G 0T0T 1S1S	X1
Black base	Black	○	C03-B132 (W-U)-B B6E6B6 E2E2E2 M6M6M6 1KYK1K Q6Q6Q6 Q4Q4Q4 171717 393939 7E7E7E 9G9G9G 0T0T0T 1S1S1S	1	C03-B112 (W-U)-B B6E6B6 E2E2E2 M6M6M6 1KYK1K Q6Q6Q6 Q4Q4Q4 171717 393939 7E7E7E 9G9G9G 0T0T0T 1S1S1S	1	C03-B102 (W-U)-B B6E6B6 E2E2E2 M6M6M6 1KYK1K Q6Q6Q6 Q4Q4Q4 171717 393939 7E7E7E 9G9G9G 0T0T0T 1S1S1S	1
		×	C03-B130 (W-U)-B B6E6 E2E2 M6M6 1KYK Q6Q6 Q4Q4 T7T7 3939 7E7E 9G9G 0T0T 1S1S	X1	C03-B110 (W-U)-B B6E6 E2E2 M6M6 1KYK Q6Q6 Q4Q4 T7T7 3939 7E7E 9G9G 0T0T 1S1S	X1	C03-B100 (W-U)-B B6E6 E2E2 M6M6 1KYK Q6Q6 Q4Q4 T7T7 3939 7E7E 9G9G 0T0T 1S1S	X1
Gray base	Gray	○	—	—	C03-G112 (W-U)-GE2E2E21	—	C03-G102 (W-U)-GE2E2E21	—
Beige base	Beige	○	—	—	C03-G110 (W-U)-GE2E2X1	—	C03-G100 (W-U)-GE2E2X1	—
		×	—	—	C03-Z112 (W-U)-Z1KYK1K1	—	C03-Z102 (W-U)-Z1KYK1K1	—
			—	—	C03-Z110 (W-U)-Z1KYKX1	—	C03-Z100 (W-U)-Z1KYKX1	—

Code Logic

C03-W133 (W-U) - w B6 E6 B6 1



※ White base: CleanText coating as standard.
※ For castor choice, see p.7.

Color Codes

1 Base	White gray	Black	Light gray	Soft beige
2 Body	E1	BK	E2	1K
Color code	W	B	G	Z
4 Backrest (Mesh)	GTE6	GTE2	GTM6	GTYK
3 Seat (Fabric)	G4B6	G4E2	G4M6	G41K
Color code	B6E6	E2E2	M6M6	1KYK

※ Lumbar support color is same as Seat color. In 5 Insert latter 2 digits of Seat (Fabric) code.

GTQ6	GTQ4	GTT7	GT39	GT7E	GT9G	GT0T	GT1S
G4Q6	G4Q4	G4T7	G439	G47E	G49G	G40T	G41S
Q6Q6	Q4Q4	T7T7	3939	7E7E	9G9G	0T0T	1S1S
Dark greige	Soft Beige	Deep green	Light olive	Navy	Ash turquoise	Deep purple	Ash pink
Soft terracotta	Olive yellow						

Mesh Backrest

Dual Color

(Backrest mesh/Seat fabric: Different color)*Pre-set conditions apply, see below

Select Backrest Mesh Color model

Color of Backrest mesh: Choice of 11 colors

Body/Base/Seat Backrest



*Color of Lumbar support: Same as Backrest color (i.e. Backrest mesh in Ash turquoise = Ash turquoise (fabric) Lumbar support).

Fixed arms



C03-W112W-WE239391

C03-W110W-WE21S1X1

No arms



C03-W102W-WE204041

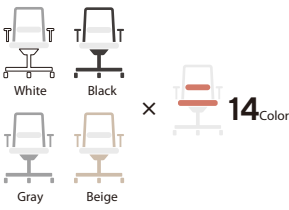
C03-B100W-BB6E2X1

Base color	Body color	Seat (Fabric)	Lumbar support	Fixed arms		No arms	
				Product Code	Product Code		
White base	White	Gray	○	C03-W112 (W-U)-WE2 E6B6-M6M6-YK1K-Q6Q6-Q4Q4-T7T7 3939-7E7E-9G9G-0T0T-1S1S 1	C03-W102 (W-U)-WE2 E6B6-M6M6-YK1K-Q6Q6-Q4Q4-T7T7 3939-7E7E-9G9G-0T0T-1S1S 1		
			×	C03-W110 (W-U)-WE2 E6-M6-YK-Q6-Q4-T7 39-7E-9G-0T-1S X1	C03-W100 (W-U)-WE2 E6-M6-YK-Q6-Q4-T7 39-7E-9G-0T-1S X1		
Black base	Black	Black	○	C03-B112 (W-U)-BB6 E2E2-M6M6-YK1K-Q6Q6-Q4Q4-T7T7 3939-7E7E-9G9G-0T0T-1S1S 1	C03-B102 (W-U)-BB6 E2E2-M6M6-YK1K-Q6Q6-Q4Q4-T7T7 3939-7E7E-9G9G-0T0T-1S1S 1		
			×	C03-B110 (W-U)-BB6 E2-M6-YK-Q6-Q4-T7 39-7E-9G-0T-1S X1	C03-B100 (W-U)-BB6 E2-M6-YK-Q6-Q4-T7 39-7E-9G-0T-1S X1		

Select Seat Fabric Color model

Color of Backrest mesh: Choice of 11 colors

Body/Base/Backrest Seat



*Color of Lumbar support: Same as Seat color (i.e. Seat fabric in Ash pink = Ash pink (fabric) Lumbar support).

Fixed arms



C03-W112W-W9G29G1

C03-W112W-W2HE22H1

No arms



C03-G102W-GAGE2AG1

C03-Z100W-z0YkX1

Base color	Body color	Backrest (Mesh)	Lumbar support	Fixed arms		No arms	
				Product Code	Product Code		
White base	White	Gray	○	C03-W112 (W-U)-W B6E2B6-M6E2M6-1KE21K-Q6E2Q6-Q4E2Q4-2HE22H-T7E2T7 39E239-7EE27E-AGE2AG-9GE29G-0YE20Y-0TE20T-1SE21S 1	C03-W102 (W-U)-W B6E2B6-M6E2M6-1KE21K-Q6E2Q6-Q4E2Q4-2HE22H-T7E2T7 39E239-7EE27E-AGE2AG-9GE29G-0YE20Y-0TE20T-1SE21S 1		
			×	C03-W110 (W-U)-W B6-M6-1K-Q6-Q4-2H-T7 39-7E-AG-9G-0Y-0T-1S E2X1	C03-W100 (W-U)-W B6-M6-1K-Q6-Q4-2H-T7 39-7E-AG-9G-0Y-0T-1S E2X1		
Black base	Black	Black	○	C03-B112 (W-U)-B E2E2B2-M6E2M6-1KE21K-Q6E2Q6-Q4E2Q4-2HE22H-T7E2T7 39E239-7EE27E-AGE2AG-9GE29G-0YE20Y-0TE20T-1SE21S 1	C03-B102 (W-U)-B E2E2B2-M6E2M6-1KE21K-Q6E2Q6-Q4E2Q4-2HE22H-T7E2T7 39E239-7EE27E-AGE2AG-9GE29G-0YE20Y-0TE20T-1SE21S 1		
			×	C03-B110 (W-U)-B E2-M6-1K-Q6-Q4-2H-T7 39-7E-AG-9G-0Y-0T-1S E6X1	C03-B100 (W-U)-B E2-M6-1K-Q6-Q4-2H-T7 39-7E-AG-9G-0Y-0T-1S E6X1		
Gray base	Gray	Gray	○	C03-G112 (W-U)-G B6E2B6-M6E2M6-1KE21K-Q6E2Q6-Q4E2Q4-2HE22H-T7E2T7 39E239-7EE27E-AGE2AG-9GE29G-0YE20Y-0TE20T-1SE21S 1	C03-G102 (W-U)-G B6E2B6-M6E2M6-1KE21K-Q6E2Q6-Q4E2Q4-2HE22H-T7E2T7 39E239-7EE27E-AGE2AG-9GE29G-0YE20Y-0TE20T-1SE21S 1		
			×	C03-G110 (W-U)-G B6-M6-1K-Q6-Q4-2H-T7 39-7E-AG-9G-0Y-0T-1S E2X1	C03-G100 (W-U)-G B6-M6-1K-Q6-Q4-2H-T7 39-7E-AG-9G-0Y-0T-1S E2X1		
Beige base	Beige	Beige	○	C03-Z112 (W-U)-Z B6YK86-E2YK86-M6YK86-Q6YK86-Q4YK84-2HYK2H-T7YK17 39YK39-7EYK7E-AGYKAG-9GYK9G-0YK90Y-0TYK0T-1SYK1S 1	C03-Z102 (W-U)-Z B6YK86-E2YK86-M6YK86-Q6YK86-Q4YK84-2HYK2H-T7YK17 39YK39-7EYK7E-AGYKAG-9GYK9G-0YK90Y-0TYK0T-1SYK1S 1		
			×	C03-Z110 (W-U)-Z B6-E2-M6-Q6-Q4-2H-T7 39-7E-AG-9G-0Y-0T-1S YkX1	C03-Z100 (W-U)-Z B6-E2-M6-Q6-Q4-2H-T7 39-7E-AG-9G-0Y-0T-1S YkX1		

Color Codes

Dual Models

1 Base · 2 Body



Color code W B G Z

Dual Color : Select Backrest Mesh Models

3 Seat (Fabric)

4 Backrest (Mesh)

*Lumbar support color (Fabric) is same as Backrest color. In 5 Insert Color code of Seat (Fabric).

(When the Backrest(Mesh) is E6, insert code B6)




Color code B6 E2 E6 E2 M6 YK Q6 Q4 T7 39 7E 9G 0T 1S

Dual Color : Select Seat Fabric Models

3 Seat (Fabric) *Lumbar support color is same as Seat color. In 5 Insert Color code of Seat (Fabric).

4 Backrest (Mesh)



Color code B6 E2 M6 1K Q6 Q4 2H T7 39 7E AG 9G 0Y 0T 1S E6 E2 YK

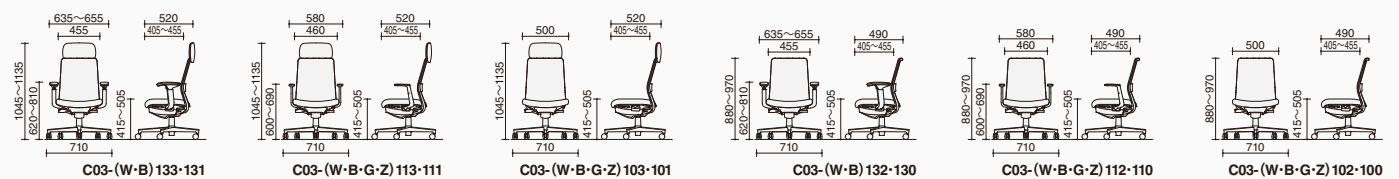
*White base: CleanTect coating as standard. *For castor choice, see p.7.

Mesh Backrest



Choice Selection Carefully selected, KOKUYO's recommended combinations.



Base color	Body color	Lumbar support	Fixed arms		No arms	
			Product Code		Product Code	
White base	White	○	C03-W112 (W·U)-WE2 YKM6-Q62H-Q4E2-T739 391S-9GAG-0T9G-0T1S 1		C03-W102 (W·U)-WE2 YKM6-Q62H-Q4E2-T739 391S-9GAG-0T9G-0T1S 1	
Black base	Black	○	C03-B112 (W·U)-BB6 E6M6-E6T7 E6AG-E61S 1		C03-B102 (W·U)-BB6 E6M6-E6T7 E6AG-E61S 1	
Gray base	Gray	○	C03-G112 (W·U)-GE2 E2M6-E2T7 E2AG-E21S 1		C03-G102 (W·U)-GE2 E2M6-E2T7 E2AG-E21S 1	



Color Codes



※White base: CleanTect coating as standard. ※For castor choice, see p.7.

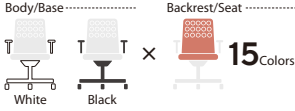
Cushion Backrest

Mono Color

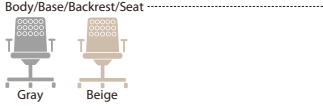
(Backrest fabric/Seat fabric: Same color)*Pre-set conditions apply, see below

Cushion Standard model

White base(body) or Black base(body)
Color of Backrest fabric/Seat fabric: Choice of 15 colors



Gray base(body) or Beige base(body) Color of Backrest fabric/Seat fabric: Same as base/body (i.e. Gray base/body = Light gray fabric/fabric).



Fixed arms



C03-W210W-W2H2HX1

C03-W210W-W0Y0YX1

No arms



C03-B200W-BE2E2X1

C03-Z200W-Z1K1KX1

Base color	Body color
White base	White
Black base	Black
Gray base	Gray
Beige base	Beige

Fixed arms	
Product Code	
C03-W210 (W-U)-W	B6B6 E2E2 M6M6 1K1K Q6Q6 Q4Q4 2H2H T7T7 3939 7E7E AGAG 9G9G 0Y0Y 0T0T 1S1S X1
C03-B210 (W-U)-B	B6B6 E2E2 M6M6 1K1K Q6Q6 Q4Q4 2H2H T7T7 3939 7E7E AGAG 9G9G 0Y0Y 0T0T 1S1S X1
C03-G210 (W-U)-G	E2E2 X1
C03-Z210 (W-U)-Z	1K1K X1

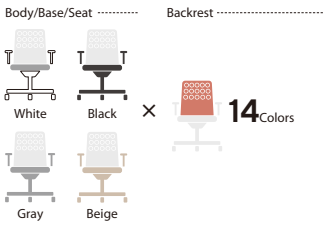
No arms	
Product Code	
C03-W200 (W-U)-W	B6B6 E2E2 M6M6 1K1K Q6Q6 Q4Q4 2H2H T7T7 3939 7E7E AGAG 9G9G 0Y0Y 0T0T 1S1S X1
C03-B200 (W-U)-B	B6B6 E2E2 M6M6 1K1K Q6Q6 Q4Q4 2H2H T7T7 3939 7E7E AGAG 9G9G 0Y0Y 0T0T 1S1S X1
C03-G200 (W-U)-G	E2E2 X1
C03-Z200 (W-U)-Z	1K1K X1

Dual Color

(Backrest fabric/Seat fabric: Different color)*Pre-set conditions apply, see below

Select Backrest Fabric Color model

Color of Backrest fabric: Choice of 14 colors



Fixed arms



C03-Z210W-Z1K9GX1

C03-B210W-BB61KX1

No arms



C03-Z200W-Z1K6GX1

C03-G200W-GE2HX1

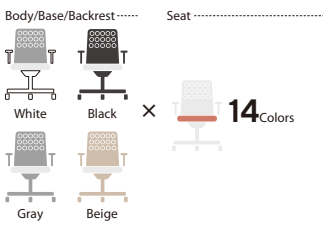
Base color	Body color	Seat (Fabric)
White base	White	Gray
Black base	Black	Black
Gray base	Gray	Gray
Beige base	Beige	Beige

Fixed arms	
Product Code	
C03-W210 (W-U)-W	B6 M6 1K Q6 Q4 2H T7 39 7E AG 9G 0Y 0T 1S E2 X1
C03-B210 (W-U)-B	E2 M6 1K Q6 Q4 2H T7 39 7E AG 9G 0Y 0T 1S B6 X1
C03-G210 (W-U)-G	B6 M6 1K Q6 Q4 2H T7 39 7E AG 9G 0Y 0T 1S E2 X1
C03-Z210 (W-U)-Z	B6 E2 M6 Q6 Q4 2H T7 39 7E AG 9G 0Y 0T 1S X1

No arms	
Product Code	
C03-W200 (W-U)-W	B6 M6 1K Q6 Q4 2H T7 39 7E AG 9G 0Y 0T 1S E2 X1
C03-B200 (W-U)-B	E2 M6 1K Q6 Q4 2H T7 39 7E AG 9G 0Y 0T 1S B6 X1
C03-G200 (W-U)-G	B6 M6 1K Q6 Q4 2H T7 39 7E AG 9G 0Y 0T 1S E2 X1
C03-Z200 (W-U)-Z	B6 E2 M6 Q6 Q4 2H T7 39 7E AG 9G 0Y 0T 1S X1

Select Seat Fabric Color model

Color of Seat fabric: Choice of 14 colors



Fixed arms



C03-B210W-BQ4B6X1

C03-G210W-G1SE2X1

No arms



C03-Z200W-Z061KX1

C03-W200W-WAGE2X1

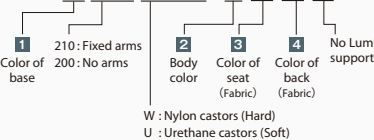
Base color	Body color	Backrest (Fabric)
White base	White	Gray
Black base	Black	Black
Gray base	Gray	Gray
Beige base	Beige	Beige

Fixed arms	
Product Code	
C03-W210 (W-U)-W	B6 M6 1K Q6 Q4 2H T7 39 7E AG 9G 0Y 0T 1S E2 X1
C03-B210 (W-U)-B	E2 M6 1K Q6 Q4 2H T7 39 7E AG 9G 0Y 0T 1S B6 X1
C03-G210 (W-U)-G	B6 M6 1K Q6 Q4 2H T7 39 7E AG 9G 0Y 0T 1S E2 X1
C03-Z210 (W-U)-Z	B6 E2 M6 Q6 Q4 2H T7 39 7E AG 9G 0Y 0T 1S 1K X1

No arms	
Product Code	
C03-W200 (W-U)-W	B6 M6 1K Q6 Q4 2H T7 39 7E AG 9G 0Y 0T 1S E2 X1
C03-B200 (W-U)-B	E2 M6 1K Q6 Q4 2H T7 39 7E AG 9G 0Y 0T 1S B6 X1
C03-G200 (W-U)-G	B6 M6 1K Q6 Q4 2H T7 39 7E AG 9G 0Y 0T 1S E2 X1
C03-Z200 (W-U)-Z	B6 E2 M6 Q6 Q4 2H T7 39 7E AG 9G 0Y 0T 1S 1K X1

Code Logic

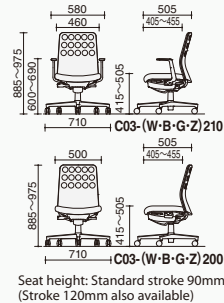
C03-W210 (W-U)-W B6 B6 X1



W : Nylon castors (Hard)
U : Urethane castors (Soft)
* Lumbar support/Shoulder support/Hanger is not available.
* White base: CleanTect coating as standard.
* For castor choice, see p.7.

Color Codes

1 Base	2 Body	3 Seat (Fabric)	4 Backrest (Fabric)
E1 White gray	BK Black	G4B6 Black	G4E2 Light gray
W	B	G4M6 Dark greige	G41K Soft beige
		G4Q6 Deep green	G4Q4 Light olive
		G42H Powder mint	G4T7 Navy
		G439 Ash turquoise	G47E Deep purple
		G4AG Persian red	G49G Ash pink
		G40Y Pale terracotta	G40T Soft terracotta
		G41S Olive yellow	
E2 Light gray	1K Soft beige		
G	Z		

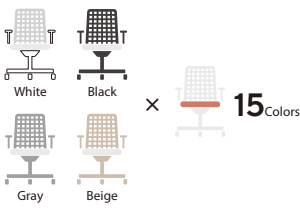


Resin Shell Backrest

Resin Standard model

Color of Seat fabric: Choice of 15 colors

Body/Base/Backrest Seat



Fixed arms



C03-B310W-BB6BKX1

C03-W310W-W96E1X1

No arms



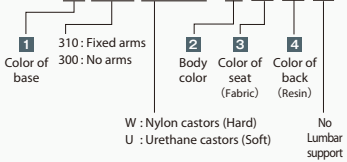
C03-G300W-G39E2X1

C03-Z300W-Z7E1KX1

Base color	Body color	Backrest (Fabric)	Fixed arms Product Code	No arms Product Code
White base	White	White	C03-W310 (W-U)-W B6 E2 M6 1K Q6 Q4 2H T7 E1 X1 39 7E AG 9G 0Y 0T 1S	C03-W300 (W-U)-W B6 E2 M6 1K Q6 Q4 2H T7 E1 X1 39 7E AG 9G 0Y 0T 1S
Black base	Black	Black	C03-B310 (W-U)-B B6 E2 M6 1K Q6 Q4 2H T7 BK X1 39 7E AG 9G 0Y 0T 1S	C03-B300 (W-U)-B B6 E2 M6 1K Q6 Q4 2H T7 BK X1 39 7E AG 9G 0Y 0T 1S
Gray base	Gray	Gray	C03-G310 (W-U)-G B6 E2 M6 1K Q6 Q4 2H T7 E2 X1 39 7E AG 9G 0Y 0T 1S	C03-G300 (W-U)-G B6 E2 M6 1K Q6 Q4 2H T7 E2 X1 39 7E AG 9G 0Y 0T 1S
Beige base	Beige	Beige	C03-Z310 (W-U)-Z B6 E2 M6 1K Q6 Q4 2H T7 1K X1 39 7E AG 9G 0Y 0T 1S	C03-Z300 (W-U)-Z B6 E2 M6 1K Q6 Q4 2H T7 1K X1 39 7E AG 9G 0Y 0T 1S

Code Logic

C03-W310 (W-U)-W B6 E1 X1

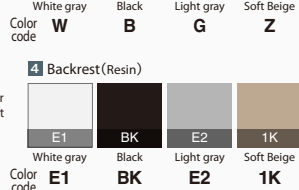


W : Nylon castors (Hard)
U : Urethane castors (Soft)
No Lumbar support

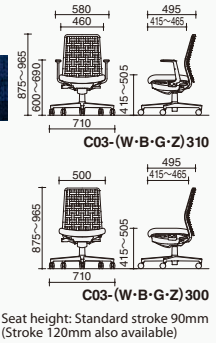

※Lumbar support/Shoulder support/Hanger is not available.
※White base: CleanText coating as standard.
※For castor choice, see p.7.

Color Codes

1 Base · 2 Body



3 Seat (Fabric)




Function



Auto Fit Synchro Tilt

Synchro moving backrest and seat pan with a smooth and unhindered tilt. Stabilizing counterforce to maintain balance, and weight operated tilt tension control. Design attributes designed to support working posture.



Reclining Tension Adjustment Control

In addition to the weight operated tilt tension, a manual operated 5-level tension setting is equipped for taller physique and to be adjustable to one's personal preference.



Back Angle Adjustment

The tilting angle is selectable from 4 settings [Upright fixed position (0°), 6°, 13°, 20°]

Option Parts



Adjustable Armrest (Crank slide arms)
[Horizontal adjustment] Front-backwards: Stroke 73mm, Angle: Inwards 23°
[Height adjustment] Stroke: 100mm
CRA-G3611E1-BK
※Available for White body/Black body only.




Hanger
C03H-1E1-X1 ¥8,500
※Available for Mesh backrest only
※Can not be fitted in conjunction with Shoulder Support.



Lumbar Support

Cushion-lined lumbar support for enhanced seating comfort. Adjustable in height to one's individual preference. Adjustment stroke: 50mm



Seat Height/Depth Adjustment

Adjust the seat height and depth to personal preference according to desk height and the work at hand. Seat height stroke: 90mm
Seat depth stroke: 50mm



Posture Support Seat

Weight pressure distributing seat adequately disperses body weight. Prevents forward sliding of the pelvis and maintain comfortable seating posture.



Shoulder Support
C03B-1BK-E2 □1 ¥10,000
※Available for Mesh backrest only
※Can not be fitted in conjunction with Hanger.



Lumbar Support
C03L-1BK-E2 □1 ¥9,000
※Available for Mesh backrest only

A-CS18E2 F6

(W) Nylon castors

A-CS18U E2 F6

(U) Polyurethane castors

- For White body (W) and Gray body (G), the castor color is Gray (E2). Black body (B) and Beige body (Z), the castor color is Black (F6).

- (W) denotes Nylon castors suitable for soft flooring such as carpet.

- (U) denotes Polyurethane castors suitable for hard flooring such as wood flooring.

- Rubber castors are not available.

- For replacing castors, contact your local KOKUYO sales office or authorized dealer.

※Above castors are not suitable to be used on cushioned/padded flooring as this may cause damage to the flooring.

Backrest/Back frame:	<Mesh Backrest> Reinforced nylon
Back panel:	<Resin Backrest> Reinforced nylon
Cushion:	<Cushion Backrest> Slab urethane
Fabric:	<Mesh Backrest> Elastic polyester <Cushion Backrest> Polyester
Seat/ Seat shell:	Polypropylene, Cushion: Mold urethane,
Fabric:	Polyester
Arms:	<Adjustable/Fixed> Reinforced nylon <Adjustable> Polyurethane skin mold
Base/5-star base:	Reinforced nylon, Castors: ø60mm



www.kokuyo-furniture.com

- Size measurements in mm, unless otherwise indicated.
- Design/Specification accurate at time of printing 1st September 2021. Specifications are subject to change without prior notice.
- Contact your local KOKUYO sales office for up-to-date information/specifications.
- Prices (where shown) are List prices excluding taxes. Please contact your local KOKUYO sales office for a quotation.

KOKUYO

Osaka | Tokyo | Shanghai | Beijing | Shenzhen | Hong Kong | Singapore | Kuala Lumpur | Bangkok | Jakarta
www.kokuyo-furniture.com

20210800XX
2021-089