

# ENTRY2

## Sit Smart. Work Better.

ENTRY 2 chair is more than just a seat; it's your gateway to enhanced focus and efficiency. Its ergonomic design minimizes strain on the back, neck, and shoulders, allowing one to focus on tasks.



PRODUCT  
CERTIFIED FOR  
LOW CHEMICAL  
EMISSIONS:  
UL.COM/GG  
UL 2818



## FUNCTION

Redefine the way you work, elevate your comfort, and embrace a chair that's more than just a seat –it's a catalyst for your professional excellence



Adjustable arms



Lumbar support



Headrest



## VARIATION

5-star base



Polished aluminum base




Nylon base

Castors



Hard castors



Soft castors

# COLOR

## Backrest mesh



Black



Gray

## Seat Fabric



D  
Black



M  
Gray



C  
Brown



W  
Biege



G  
Green



B  
Blue



Y  
Orange



L  
Light blue

Colors are representative and may vary slightly from actual material.

# LINEUP

## With headrest

### Adjustable arms



OCR-ET2A112G



OCR-ET2A114M



OCR-ET2P112D



OCR-ET2P112M

## Standard

### Adjustable arms



OCR-ET2A111B



OCR-ET2P113M



OCR-ET2A101D

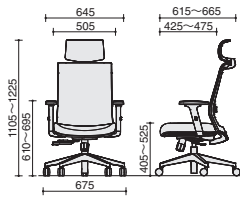


OCR-ET2P103M

# DIMENSIONS

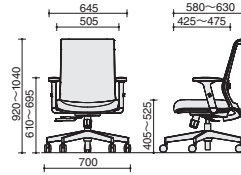
With headrest

Adjustable arms

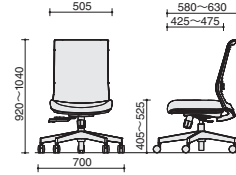


Standard

Adjustable arms



No arms



# OTHERS

Back frame : Reinforced nylon, Polypropylene, Steel

Upholstery : Polyester

Seat frame : Plywood, Steel

Upholstery : Polyester

Cushion : Molded polyurethane

5-star base : Polished aluminum

Reinforced nylon