

# 360° Gliding Chair *ing*

A revolutionary dual structure 360° gliding seat for a truly unhindered experience.



PRODUCT  
CERTIFIED FOR  
LOW CHEMICAL  
EMISSIONS:  
UL.COM/GG  
UL 2818



# CONCEPT

## Feel of becoming one with the chair

'ing' is equipped with a gliding mechanism which freely moves 360° according to the subtle movements of the human body.

The human body is built to move. KOKUYO's 'ing' mechanism was born from this fact.



### Dual structure mechanism to realize a 360° movement.

The ing dual structure comprises an upper structure for back and forward tilt, and the bottom structure for side tilts. This is the operating heart of ing for a new sensation of a 360° movement.



### Befitted to various sitting postures. Support and maintain body posture for all work life.



Lean back to ponder, ing will fit seamlessly.



Adjusts to maintain body posture naturally when leaned forward at the computer.



Refresh with unrestricted postures with freedom to move.



Twist the body while gripping the arms to refresh.



Mesh backrest that enables lighter movements.

# FUNCTION

## Lumbar-Less Design

Fits various body shapes without adjustment. ing's 360° glide follows the natural pelvic angle to maintain the body's natural spinal S-shape curve keeping the body aligned with complete freedom of movement.

## Front Free Tilt

Relieves pressure on the under thighs.

## Seat Height Adjustment Lever

Adjustable range 120mm range

## Castors

Available in hard nylon castors suitable for soft flooring or polyurethane castors suitable for hard flooring. Castor diameter:ø60mm



## Fixed Grip Arms

The arms are independent to the glide, allowing complete movement while gripping the arms.

\*Adjustable Grip Arms also available.

## 3D Posture Support seat

The 3D posture support seat evenly distributes body weight and supports seating posture by dispersing body weight and prevents sliding when leaned forward.

## Gliding Stopper (Gliding On/Off modes)


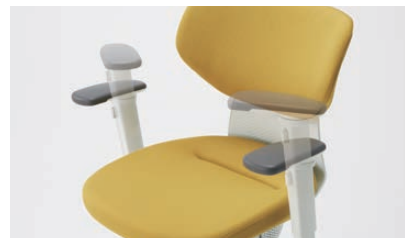
Switch between the gliding mode and non-gliding mode to preference.

## Five-star base

Available in reinforced nylon or polished aluminum.

## 360° Gliding System

'ing' is equipped with a gliding mechanism which freely moves 360° according to the subtle movements of the human body. It follows the forward tilt and backward tilt movements, up to left and right and diagonal twists by a combination of two layers of mechanisms. It brings out the body's natural movements and activates the body.



# SCENE

## Active creativity



## Dynamism to executives



## Max movement with height adjustable desks



# VARIATION

Backrest types each with distinct gliding.



### Tall back (Fabric)

Only model equipped with an extra backrest bend for extra back movement of the upper body. This adds comfort to swaying while leaning back.



### Wide back (Fabric)

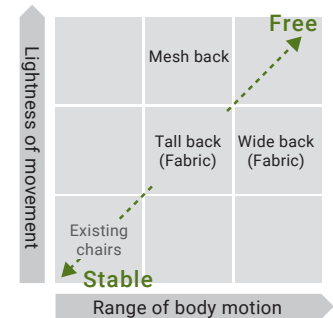
The wide back is equipped with extra side support and available as a low-back allowing to stretch freely and unhindered.



### Tall back (Mesh)

The mesh back allows the body to glide and sway even more lightly and naturally. Although the backrest bend is not equipped, the mesh backrest flexibly supports the body.

### Gliding feel



- Lightness of movement = Less force needed to change posture

- Range of body motion = Scope of body movement

### White nylon base

CleanTect coating



Stain-preventative coating on white coated 5-star bases will prevent dirt and shoe marks, as well as being easy to clean.

### Body color x Castor color

White body (color:E1)



White nylon  
Castors : Gray (E4)

Polished aluminum  
Castors : Gray (E4)

Black body (color:E6)



Black nylon  
Castors : Black (F6)

Polished aluminum  
Castors : Black (F6)

### Adjustable headrest



Fabric headrest

Mesh headrest

Angle adjustment to suit personal preference.  
Adjustable angle: 30°

### Hanger



For fabric back(Excludes wide back models )

**CRH-G3200E1-E6**



For mesh back

**CRH-G3000E1-E6**

### Castors



**A-CS18E4-F6**  
(-W) Hard castors  
(Nylon)



**A-CS18U4-F6**  
(-V) Soft castors  
(Polyurethane)

- At the end of product code (-W) denotes hard nylon castors suitable for soft flooring such as carpet.

- (-V) denotes soft polyurethane castors suitable for hard flooring such as wood floor or tile floor.

- To replace castors, contact your nearest sales office or authorized dealer.

# COLOR & MATERIAL

## Body



E1  
White gray



E6  
Black

## Backrest / Seat (Fabric)



G4B6  
Black



G4E3  
Soft gray



G4M6  
Dark greige



G4MA  
Medium greige



G4Q6  
Deep green



G4Q4  
Light olive



G4T7  
Navy



G439  
Ash turquoise



G47E  
Deep purple



G49G  
Ash pink



G40T  
Soft terracotta



G41S  
Olive yellow

## Backrest (Mesh)



GTE6  
Black



GTE3  
Soft gray



GTM6  
Dark greige



GTMA  
Medium greige



GTQ6  
Deep green



GTQ4  
Light olive



GTT7  
Navy



GT39  
Ash turquoise



GT7E  
Deep purple



GT9G  
Ash pink



GT0T  
Soft terracotta



GT1S  
Olive yellow

# LINEUP

## Fabric backrest

Wide back



CR-GW3201 E1G41S -WN

Adjustable arms



CR-G3211 E6G4Q4 -WN

Fixed polished arms



CR-GA3241 E1G40T -WN

Fixed nylon arms



CR-G3201 E6G4MA -WNN

Tall back



CR-GA3243 E6G4B6 -WN

Adjustable arms



CR-GW3213 E1G439 -W

Fixed polished arms



CR-GA3243 E6G4M6 -WN

Fixed nylon arms



CR-GW3203 E1G4T7 -WN

Tall back  
with headrest



CR-GA3245 E6G4M6 -WN

Adjustable arms



CR-GW3215 E1G4E3 -W

Fixed polished arms



CR-GA3245 E6G47E -WN

Fixed nylon arms



CR-GW3205 E1G4Q6 -WN

# LINEUP

## Mesh backrest

Tall back



CR-GW3403 E1G439 -W

Adjustable arms



CR-G3413 E6G4T7 -WN

Fixed polished arms



CR-GA3443 E1G4Q4 -W

Fixed nylon arms



CR-G3403 E6G4B6 -WN

Tall back  
with headrest



CR-GA3445 E6G47E -W

Adjustable arms



CR-GW3415 E1G4Q6 -W

Fixed polished arms



CR-GA3445 E6G4M6 -W

Fixed nylon arms



CR-GW3405 E1G4MA -W

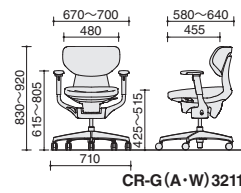


# DIMENSIONS

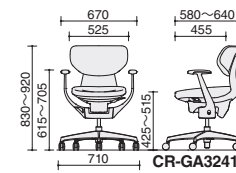
## Fabric backrest

### Wide back

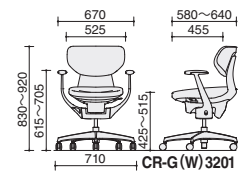
#### Adjustable arms



#### Fixed polished arms

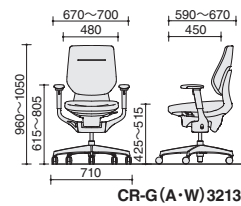


#### Fixed nylon arms

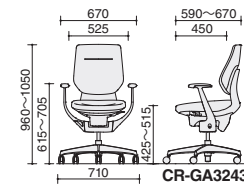


### Tall back

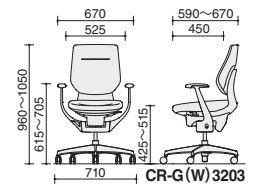
#### Adjustable arms



#### Fixed polished arms

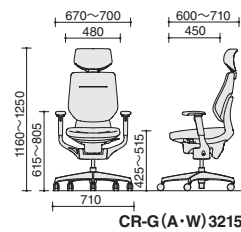


#### Fixed nylon arms

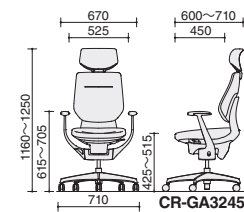


### Tall back with headrest

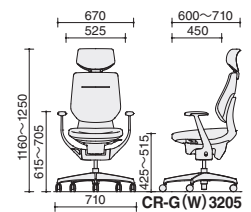
#### Adjustable arms



#### Fixed polished arms



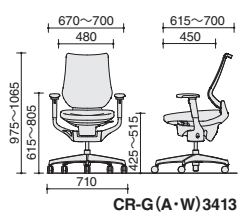
#### Fixed nylon arms



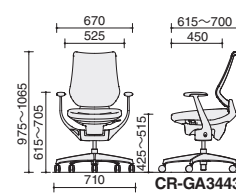
## Mesh backrest

### Tall back

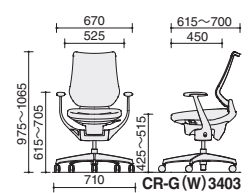
#### Adjustable arms



#### Fixed polished arms

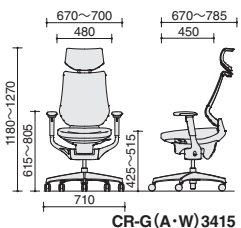


#### Fixed nylon arms

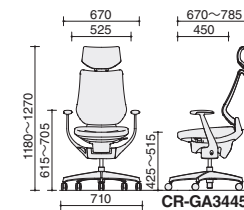


### Tall back with headrest

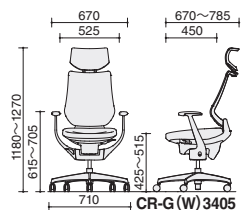
#### Adjustable arms



#### Fixed polished arms



#### Fixed nylon arms



## OTHERS

Backrest shell : <Fabric> Polypropylene  
Backrest frame : <Mesh> Reinforced nylon  
Fabric : Polyester  
          <Mesh> Elastic polyester  
Cushion : Slab urethane  
Seat/Sheet shell : Polypropylene Cushion: Molded polyurethane, Fabric: Polyester  
Arms : <Adjustable/Fixed> Reinforced nylon, Polyurethane skin mold  
          <Aluminum fixed arms> Aluminum die-cast (Polished)  
          Polyurethane skin mold  
Base/5-star base : <Nylon> Reinforced nylon  
          <Aluminum> Aluminum die-cast  
          Castor diameter : ø60mm