

SENTIR

Express our Nexts

People gather where comfort lies, and the place where people connect. At the center comes a table offering 2000 styles and attitudes to show a vision of a team and individuals.

Originality creates the new standard.





DETAILS

SEAMLESS DESIGN

CRAFTECH-TOP

Design features such as table edges, connecting structures and hidden wiring system are seamless. The refined design highlights the beauty of the table-top materials.

CRAFTECH-LEG / PAINTED-LEG

The choices of leg materials are varied, from luxurious metals to relaxing wood textures. The surfaces are supported by an elegant variety of curated materials and designs.



SMART FUNCTION



SEAMLESS JOINT

The key to functionality and sophistication lies in its smooth joints and the wide space underneath. The shape is the culmination of decades of industrial product design.



SMART WIRING

Sleek and smart wiring systems give you a wider space to work on with joint-legs keeping many wires together in style. The shape and design incorporate the needs of modern IT systems.



SPECIALITY HIGH-TABLE

The best shape for high-tables in the working environment is born. It accompanies beautiful design and the care for usability which focuses the movement of human bodies.





















FREE SCREEN

A comfortable private space made possible by flexible way of thinking, mixing and matching detachable frames and other connected parts.

COLOR & MATERIAL

Tabletop / Cable cover (swing-open) / Legs (CRAFTECH-LEG *Square tapered legs, Square straight legs)

PREMIUM



 CBW ◆ Nordic pine	 CF0 ◆ Grayish maple	 CD0 ◆ Greige oak	 CAC ◆ Artisan mortar	 CBC ◆ Proud ajax	 CMC ◆ Flat mortar
 CA2 ◆ Moderate chestnut	 CB2 ◆ Roughsawn oak	 CC3 ◆ Frank oak	 CD5 ◆ Brilliant walnut	 CAB ◆ Charcoal cedar	 CB4 ◆ Modest zebra
 CCC ◆ Noble nero marquina	 CFC ◆ Kurokawa	 CDC ◆ Modest metal	 CPC ◆ Essential metal	 CNC ◆ Galvanized metal	 CA6 ◆ Refined eucalyptus

STANDARD





 CB0 ◆ Fine maple	 CA1 ◆ Moderate oak	 CA4 ◆ Refined teak	 CB5 ◆ Tidy walnut	 CA7 ◆ Modern mahogany	 CA9 ◆ Plain wenge
--	--	--	---	---	---

Legs (PAINTED-LEG)

METALLIC

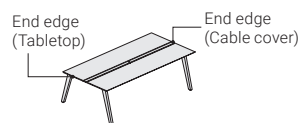
 M Chrome	 MC Copper
--	---



SOLID

 SAW White	 E6A Black	 OZ Deep terracotta	 5K Egyptian blue	 1V Chartreuse yellow
---	---	---	--	--

Edge color

* The **W** and **B** on the color sample represent the color of the end edge of the tabletop and cable cover.



 W White	 B Black
---	--

◆Antibacterial and Antiviral Tabletop, Cable Covers, and Legs

The antibacterial and antiviral performance applies only to the surface material of the tabletop, cable covers, and legs. The tabletop, cable covers, and legs of this product reduce the number of certain viruses adhered to their surfaces, but this does not guarantee infection prevention. Additionally, the antiviral treatment is not intended for the treatment or prevention of diseases.

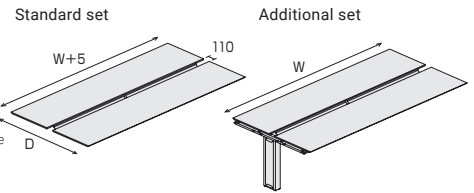
LINEUP

WORK TABLE H720

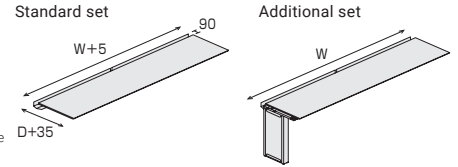


STEP 1 Choose a Tabletop Set

Double-sided	SIZE	
	W	2800 2400 2000
D	1400 1200 1100	
D		1400 1200
MATERIAL	EDGE	
	PREMIUM	Bottom chamfer edge
STANDARD	Straight edge	

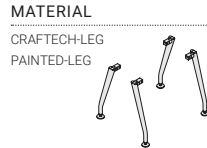


Single	SIZE	
	W	2800 2400 2000
D	1400 1200 1100	
D		700 600
MATERIAL	EDGE	
	PREMIUM	Bottom chamfer edge
STANDARD	Straight edge	



STEP 2 Choose Legs

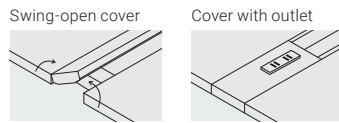
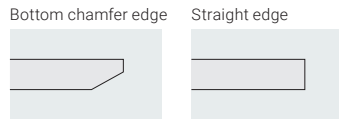
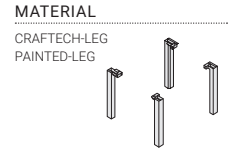
Square tapered legs



Elliptical tapered legs

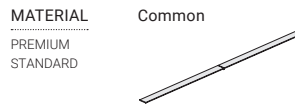


Square straight legs




STEP 3 Choose Wiring System

Swing-open cover



Cover with outlet

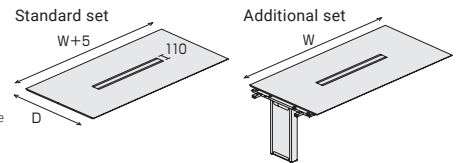


COMMUNICATION TABLE H720

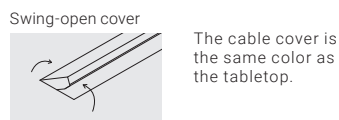
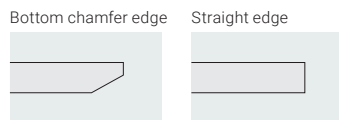
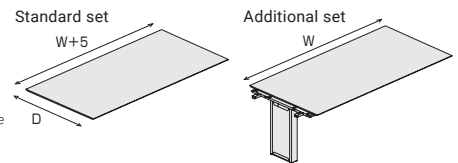


STEP 1 Choose a Tabletop Set

With wiring	SIZE	
	W	2400 2100
D	1050	
MATERIAL	EDGE	
	PREMIUM	Bottom chamfer edge
STANDARD	Straight edge	

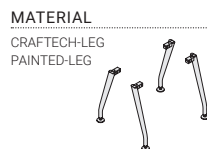


Without wiring	SIZE	
	W	2400 2100
D	1050	
MATERIAL	EDGE	
	PREMIUM	Bottom chamfer edge
STANDARD	Straight edge	



STEP 2 Choose Legs

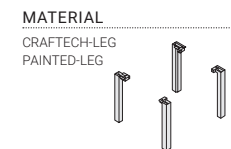
Square tapered legs



Elliptical tapered legs

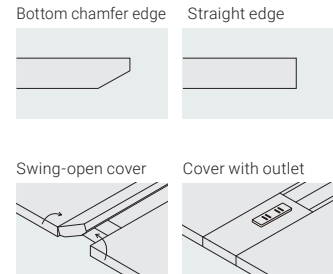


Square straight legs



LINEUP

High type WORK TABLE H1000 /
High type COMMUNICATION TABLE H1000



STEP 1 Choose a Tabletop Set

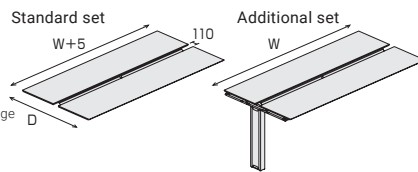
WORK TABLE Standard / Additional set

SIZE

W 2400|1800
D 1200|

MATERIAL EDGE

PREMIUM Bottom chamfer edge
STANDARD Straight edge



STEP 2 Choose Legs

Square straight legs

MATERIAL

CRAFTECH-LEG
PAINTED-LEG



STEP 3 Choose Wiring System

(For work table only)

Swing-open cover

MATERIAL Common


PREMIUM
STANDARD



Cover with outlet

MATERIAL Standard set

SAW·WHITE
E6A·BLACK



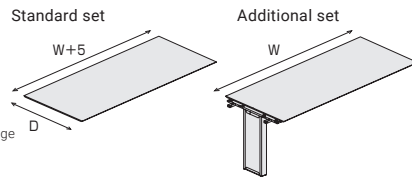
COMMUNICATION TABLE Standard / Additional set

SIZE

W 2400|1800
D 900|

MATERIAL EDGE

PREMIUM Bottom chamfer edge
STANDARD Straight edge



MANAGEMENT TABLE
H720



STEP 1 Choose a Tabletop Set

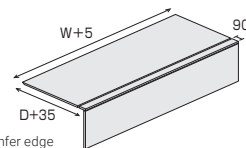
Tabletop with modesty panel

SIZE

W 1800|1600|1400
D 700

MATERIAL EDGE

PREMIUM Bottom chamfer edge
STANDARD Straight edge



Swing-open cover

MATERIAL

PREMIUM
STANDARD



* The width (W) dimension will be +5mm due to the edges on both ends.

STEP 2 Choose Legs

Square tapered legs

MATERIAL

CRAFTECH-LEG
PAINTED-LEG



Elliptical tapered legs

MATERIAL

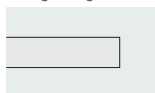
PAINTED-LEG



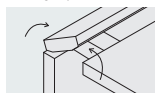
Bottom chamfer edge



Straight edge



Swing-open cover



DESKTOP SCREEN OPTION




Frame + Steel board + Fabric board (Half)



Frame + Fabric screen

Fabric board

GC



GCEH

GCEP

GCEJ

GCLM

GC6L

GC9H

Fabric screen

GJ(Kvadrat)



GJEU

GJLN


GJIZ

*GC is also available for Fabric screens (Custom order)

Custom order

Fabric board / Fabric screen

Field2(Kvadrat)



0123

0843

0943

0463

0673

551

0173

0773

0373

0623

621

Fabric screen

Rocket(Kvadrat)

OPTION



Under table outlet



Bag hook



Modesty panel



Monitor arm



Step rack



Extension wiring duct



Step frame



Cable holder

OTHERS

Work table / Communication table / High table / Management table

Tabletop : Steel, t24mm

Leg surface : <Metallic> Chrome plated or Copper plated <Solid color> Powder coated

Leg core : Steel